

## Model GC55 Wet/Wet Differential Pressure Transducer



Two sensor DP design means three measurement variables in one device. Output, display and switch settings can be set in nearly ANY independent configuration to monitor, high pressure port (P1), low pressure (P2), differential (P1-P2).

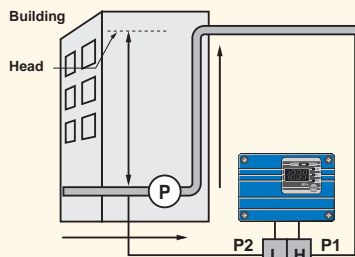
### FEATURES

- Robust aluminum die cast housing
- Bright LED display of pressure and switch status
- All stainless steel wetted parts
- 4-20mA or 1-5Vdc outputs
- Internal "Push-Button" configurability allows quick user pressure range changes or relay adjustments
- External "Push-Button" allows user to display P1, P2 or DP without opening cover
- Two sensor design well suited for high DP ranges

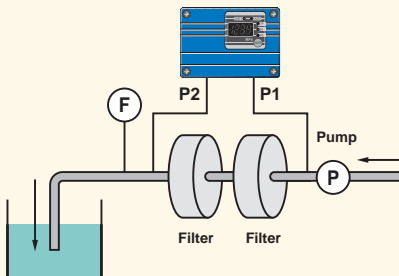
### APPLICATIONS

The GC55 utilizes two polysilicon thin film sensors to achieve a wet-wet, high differential, pressure measurement. Fully welded assembly of all stainless steel with high overpressure capability makes the GC55 ideal for fluid pump systems in applications such as:

- Level measurement in large size and/or pressurized tanks
- Pump monitoring of building hydronic heating and cooling systems
- Filter monitoring in water purification or hydraulic systems



- Filter monitoring in water purification or hydraulic systems



### PERFORMANCE SPECIFICATIONS

#### Analog Output (4-20mA or 1-5Vdc):

Accuracy:  $\pm 0.5\%$  FS (Accuracy includes the effects of Linearity, Hysteresis and Repeatability)  
 Response Time: 20msec  
 Output Resolution: 0.2% FS

#### Pressure Switch Output:

Type: TTL/CMOS up to 40Vdc/200mA  
 Setting Accuracy:  $\pm 1.0\%$  FS  
 Number of Contacts: 2  
 Response Time: 20msec – 2.0 sec (by user)  
 Hysteresis: Variable (by user)

#### Display:

Type: 3½ digits  
 Accuracy:  $\pm 1.0\%$  FS

#### Standard Ranges (Differential):

75psi  
 100psi  
 150psi  
 250psi  
 300psi

### ENVIRONMENTAL SPECIFICATIONS

#### Temperature Limits

Storage:  $-20$  to  $60^\circ\text{C}$  ( $-4$  to  $140^\circ\text{F}$ )  
 Operating:  $-10$  to  $50^\circ\text{C}$  ( $14$  to  $122^\circ\text{F}$ )  
 Compensated:  $-10$  to  $50^\circ\text{C}$  ( $14$  to  $122^\circ\text{F}$ )  
 Temperature Effects:  
 Zero/Span:  $\pm 0.05\%$  FS/ $^\circ\text{C}$  (from  $23^\circ\text{C}$  reference temperature)

### FUNCTIONAL SPECIFICATIONS

#### Static (Line) Pressure:

Pressure Range	Proof	Burst
All	2X FS (URL)	10X FS (URL)

#### Static (Line) Pressure Effects: None

#### Single Side (Differential) Limits:

Pressure Range	Proof	Burst
All	2X FS (URL)	10X FS (URL)

### ELECTRICAL SPECIFICATIONS

Transducer Output Signal	Supply Voltage	Supply Current
4-20mA (3 wire)	15-27 Vdc	80mA
1-5Vdc (3 wire)	11-27 Vdc	60mA

**Switch Contacts:** (2) Photo MOS relay outputs; Load 200mA (max), 40Vdc; ; Hysteresis (variable)

#### Rangeability / Adjustment\*:

Zero  $-105\%$  to  $+105\%$  FS  
 Span  $-105\%$  to  $+105\%$  FS

\*Note: Accuracy based upon full scale (URL) value

### MECHANICAL SPECIFICATIONS

**Pressure Connection:** ½ Female NPT (2)

**Enclosure:** Aluminum

**Rating:** IP64

#### Electrical Connection:

- ½ Female NPT Conduit
- Cable Gland (cable diameters 0.16" to 0.31")

**Weight:** Approx. 1.0 lb

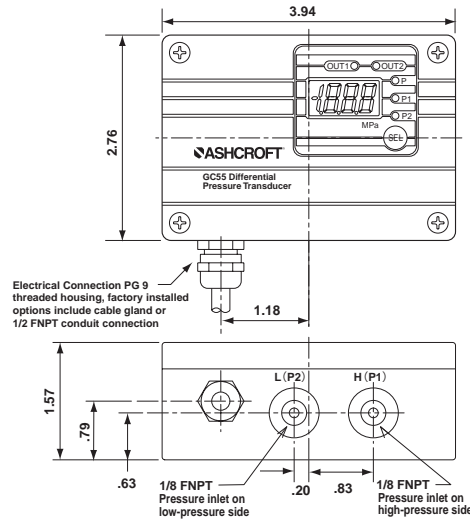
**Mounting:** (2) 5.2mm mounting holes (see installation drawings on back page)

**Media:** Fluids and gases compatible with 304SS (sensor housing) and 17-4 pH SS (sensor diaphragm)

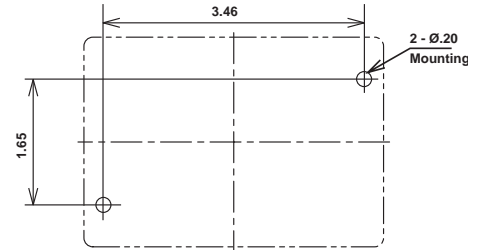
## Model GC55 Wet/Wet Differential Pressure Transducer

### Dimension Drawings

Dimensions in inches

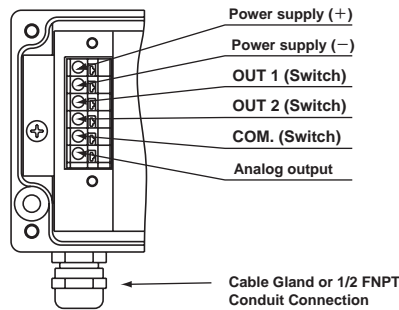


### Mounting Dimensions



Note:  
(2) Mounting holes through back of enclosure, accessible with cover removed.

### Electrical Connections



### How To Order

<b>GC55</b>	<b>7</b>						<b>X</b>
Type Configuration (GC55)	Accuracy (7) +/- 0.5% FS	Pressure Connection F01 1/2" FNPT	Output Signal (15) = 1-5 Vdc (42) = 4-20mA	Electrical Connection (CG) = Cable Gland (CD) = 1/2" FNPT Conduit	Pressure Range Differential		Optional X-Variations XRH 9 pt. NIST traceable calibration certificate
					75# = 75 psi 100# = 100 psi 150# = 150 psi 250# = 250 psi 300# = 300 psi		

**ISO 9001**  
REGISTERED FIRM

BULLETIN GC55-1

All specifications are subject to change without notice.  
All sales subject to standard terms and conditions.  
© Ashcroft Inc. 2007

Ashcroft Inc., 250 East Main Street, Stratford, CT 06614 USA  
Tel: 203-378-8281 • Fax: 203-385-0408  
email: info@ashcroft.com • www.ashcroft.com